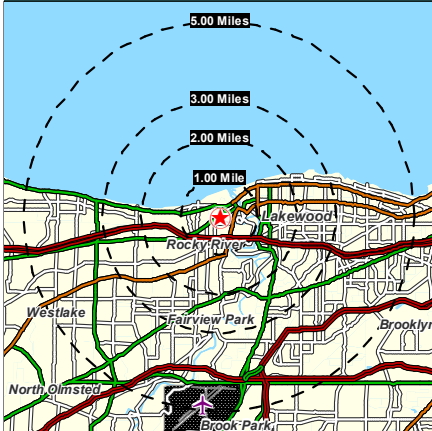


19800 Detroit Rd Rocky River, Ohio



HOUSEHOLDS
 1 MILE - 6,202
 3 MILE - 42,804
 5 MILE - 96,838

POPULATION
 1 MILE - 13,113
 3 MILE - 93,630
 5 MILE - 218,259

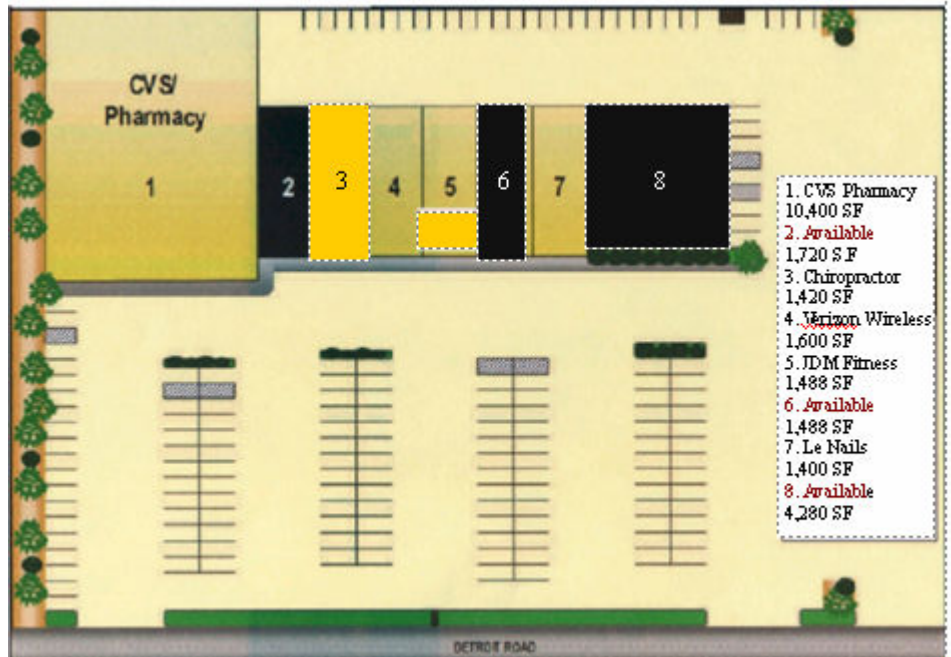
AVERAGE INCOME
 1 MILE - \$73,204
 3 MILE - \$64,396
 5 MILE - \$58,213

DAYTIME POPULATION
 1 MILE - 838
 3 MILE - 4,559
 5 MILE - 9,031

Contact: Flora Wills
 24500 Chagrin Blvd., Suite 120
 Beachwood, Ohio , 44122

Phone: 216-831-6773
 Fax: 216-831-3869
 E-mail: florawills@gmail.com

AVAILABLE FOR LEASE



Property Features

1780, 1488, 4280 Square Feet Available

Strong Daytime Demographics

Easily Accessible with Ample Parking

Favorable Lease Terms

ARNOLD J. EISENBERG, INC.



SUMMARY DEMOGRAPHIC PROFILE

2000 Census, 2003 Estimates & 2008 Projections

Calculated using Proportional Block Groups




Lat/Lon: 41.479667 / -81.841366

October 2009

RS
1

19800 Detroit Rd Rocky River, Ohio		1.00 mi ra- dius	2.00 mi ra- dius	3.00 mi ra- dius	5.00 mi ra- dius
POPULATION	2003 Estimated Population	13,113	44,949	93,630	218,259
	2008 Projected Population	12,593	43,110	90,177	211,019
	2000 Census Population	13,481	46,255	96,080	223,379
	1990 Census Population	13,612	47,803	99,457	230,295
	Historical Annual Growth 1990 to 2003	-0.3%	-0.5%	-0.5%	-0.4%
	Projected Annual Growth 2003 to 2008	-0.8%	-0.8%	-0.7%	-0.7%
	2003 Median Age	38.5	38.5	38.4	37.0
HOUSEHOLDS	2003 Estimated Households	6,202	20,905	42,804	96,838
	2008 Projected Households	6,046	20,365	41,865	95,127
	2000 Census Households	6,312	21,296	43,493	98,106
	1990 Census Households	6,235	21,064	43,068	97,630
	Historical Annual Growth 1990 to 2003	-0.0%	-0.1%	-0.0%	-0.1%
	Projected Annual Growth 2003 to 2008	-0.5%	-0.5%	-0.4%	-0.4%
POPULATION BY RACE	2003 Estimated White	96.3%	95.8%	94.8%	87.8%
	2003 Estimated Black or African American	1.0%	1.0%	1.5%	5.7%
	2003 Estimated Asian & Pacific Islander	0.9%	1.1%	1.3%	2.0%
	2003 Estimated American Indian & Native Alaskan	0.1%	0.1%	0.1%	0.2%
	2003 Estimated Other Races	1.7%	1.9%	2.3%	4.3%
	2003 Estimated Hispanic	1.7%	1.8%	2.3%	5.1%
INCOME	2003 Estimated Average Household Income	\$ 73,204	\$ 68,421	\$ 64,396	\$ 58,213
	2003 Estimated Median Household Income	\$ 55,250	\$ 52,883	\$ 50,608	\$ 46,742
	2003 Estimated Per Capita Income	\$ 34,845	\$ 31,959	\$ 29,594	\$ 26,011
EDUCATION (AGE 25+)	2003 Elementary	1.9%	1.9%	2.3%	3.7%
	2003 Some High School	4.2%	5.6%	7.2%	10.9%
	2003 High School Graduate	18.9%	23.1%	25.0%	28.2%
	2003 Some College	22.6%	22.1%	22.4%	22.0%
	2003 Associates Degree Only	5.0%	4.8%	5.5%	5.5%
	2003 Bachelors Degree Only	30.3%	27.5%	24.8%	19.8%
	2003 Graduate Degree	17.2%	14.9%	12.7%	9.9%
BUSINESS	Number of Businesses	838	2,232	4,559	9,031
	Total Number of Employees	6,617	17,334	39,777	105,476
	Employee Population per Business	7.9	7.8	8.7	11.7
	Residential Population per Business	15.7	20.1	20.5	24.2

This report was produced using data from private and government sources deemed to be reliable. The information herein is provided without representation or warranty.



- 1. CVS Pharmacy
10,400 SF
- 2. Available
1,720 S.F
- 3. Chiropractor
1,420 SF
- 4. Verizon Wireless
1,600 SF
- 5. JDM Fitness
1,488 SF
- 6. Available
1,488 SF
- 7. Le Nails
1,400 SF
- 8. Available
4,280 SF

CVS
Pharmacy

1

2

3

4

5

6

7

8

DETROIT ROAD

